

# Solicitors Qualifying Examination Exemption Checklist

## for Overseas Lawyers

The Solicitors Qualifying Exam process can be overwhelming. This checklist will help guide you through critical steps to successfully qualify as a Solicitor in England & Wales.

**SQE1** is the multiple-choice exam that can be taken at a Pearson Vue center in your home country if available.

**SQE2** is the practical exam that must be taken partially in England and Wales

Many international lawyers are exempt from the SQE2 practical exam, which saves candidates investment of time and resources to become dual-qualified. This checklist will guide on finding your exemption pathway and applying.

Learn more about the SQE with our [SQE Prospectus](#).



**EXEMPT**

### Determine your exemption

Exemptions from the SQE assessments are only available to qualified lawyers which allows practice in an international jurisdiction.

**Agreed exemptions** exempt international lawyers from certain jurisdictions from SQE2 without proof of practice. This is due to the nature of this jurisdiction's qualification process.

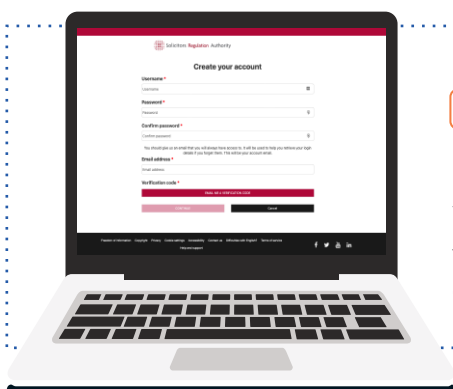
**Individual exemptions** exempt international lawyers from certain jurisdictions from SQE2 with proof of two-years' legal work experience gained either as part of your qualification or after it (or a combination of these).

Although you may have an exemption for part of the SQE, you will also need to satisfy the SRA's English language requirements.

Which exemption does your qualifying jurisdiction fall under? Check the [Solicitors Regulation Authority Exemption Website](#).

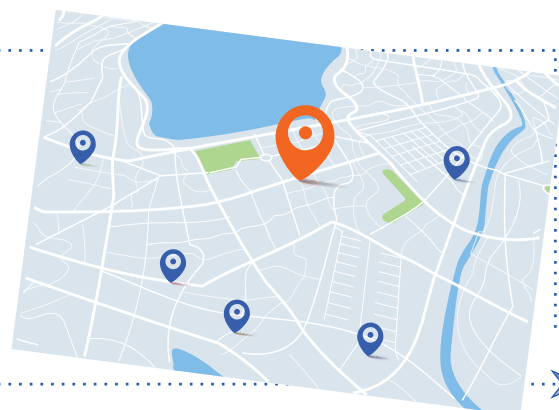
### Create an account with the SRA or log in to existing account

You are required to create a [mySRA account](#) that comes with a unique SRA number for identification purposes. You will need this number as you move through the qualification process.



### Add your jurisdiction


Within your [mySRA account](#) you will need to add jurisdiction from which you are qualified in. You will need to provide information such as the country, state or territory (if applicable), and date of qualification.



## Start a new application

In your [mySRA account](#), you will need to start a new application and choose the individual application for qualified lawyer exemption.

Read all of the instructions and click [Get Started](#).



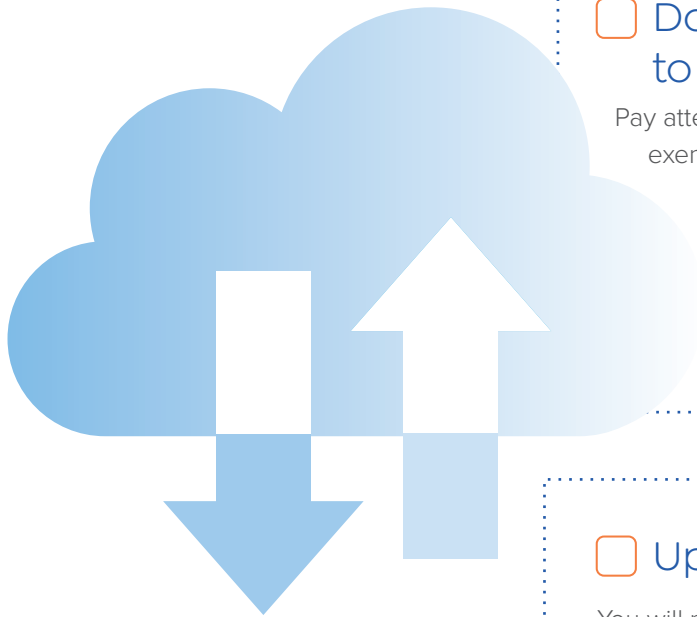
## Download and fill out forms according to instructions

Pay attention to agreed & individual exemptions as the individual exemption candidates will have more form parts to fill out.

Section 1 through 4a for **agreed & individual exemptions**

Section 4b, 7, 8 for **individual exemptions**.

**Note:** section 8 is only if you have less than two years professional legal work experience.



## Upload your documents

You will need to upload your:

- Completed form
- Any supporting documents

Supporting documents may include certificate of good standing (or your home jurisdiction's equivalent), references, and reference certificate of good standing.



## Submit & pay

Agree that you have read and understood the declaration. Click submit. Payment is through third party.

## Monitor progress

It can take up 180 days to process and decide your exemption.

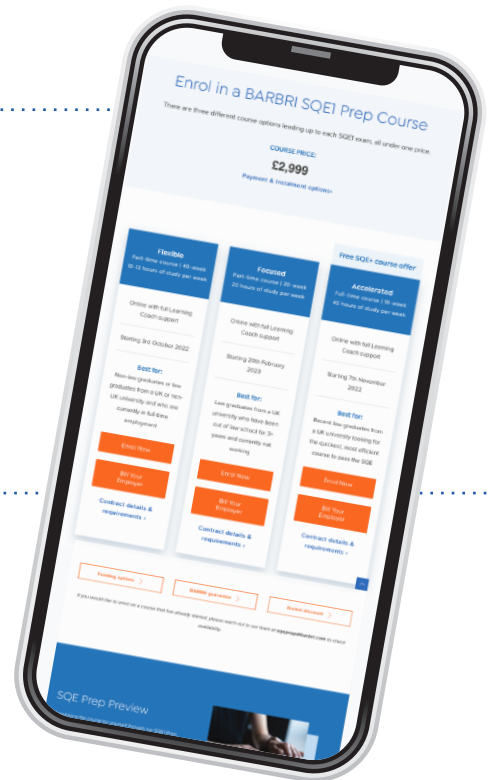


## □ Course, and book your exam

If you have not yet taken your SQE1 exam, you will want to enroll in a [BARBRI SQE1 Prep course](#), Book your exam.

After results of your SQE1, you will then need to complete:

- [Character & suitability](#)
- [Admission to the roll of solicitors](#)



**Congratulations!** You are now a Solicitor in England & Wales.

Have more questions?

Book a meeting with our [BARBRI SQE Prep team](#).